

m25



Great things are not done by impulse,
but by a series of small things brought together.

M25 offers the ultimate combination of contemporary design flair and practicality.

The range offers a wide choice of ergonomic, systems and wave styles, which allow the maximum utilisation of space within a variety of working environments.

M25 is designed to withstand the rigors of modern office usage. A robust 25mm MFC top construction also provides a hardwearing and attractive finish. The range is also supported by a wide choice of primary and secondary filing and storage solutions.



Index

introduction	Page 02
systems	Page 04
ergonomic	Page 06
wave	Page 08
desk & table specifications	Page 10
finishes	Page 11



▲ Horizontal side tambour door cupboard 725ST.
(Available in three heights, 725mm, 1600mm & 2000mm.)

systems



▲ System desking with mobile pedestal and bookcases.

Main picture:

Straight desk:

1 x 2508

1 x 2516

90° Linking Unit:

1 x L9/DLeg

Storage:

2 x 725ST

1 x DMP3

ergonomic



▲ 2 x LCS curved corner storage units.



▲ Ergonomic desk, mobile pedestal and bookcases.



Main picture:

Ergonomic desk:
2 x 25ER16
2 x 25EL16

Desktop screens:
1 x DS12
1 x DS15
2 x DS16

Pedestals:
2 x P63 Deskend Pedestals

Meeting table:
DMT16/DLeg

(Please note we do advise that two DLegs are required for meeting tables)




▲ LF2 & LF3 Filing Cabinets



▲ Wave cluster with screens.



wave



▲ Finishes available.

Main picture:

Wave desk:

1 x 25WR16

Pedestal:

1 x CK8+ 74DP3

Bookcases:

1 x BC

1 x TBC

1 x TCD

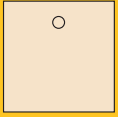
1 x TCBC

2 x HBC


1 x HCD

desk & table specifications

straight desks



D8



D12

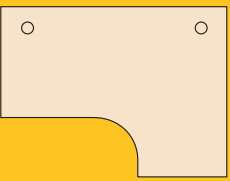


D16

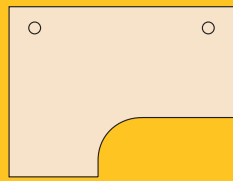


D18


ergonomic desks




ER16



EL16

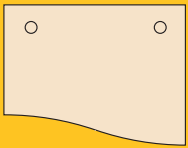


ER18

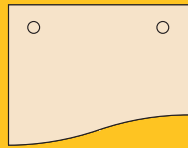


EL18

wave desks



DWR12



DWL12




DWR16




DWL16

meeting tables




DETD



DEC




DMT12



DMT16



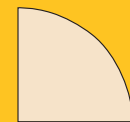
DED



RT12




WR



L9

return units



RT




RP

extension tables

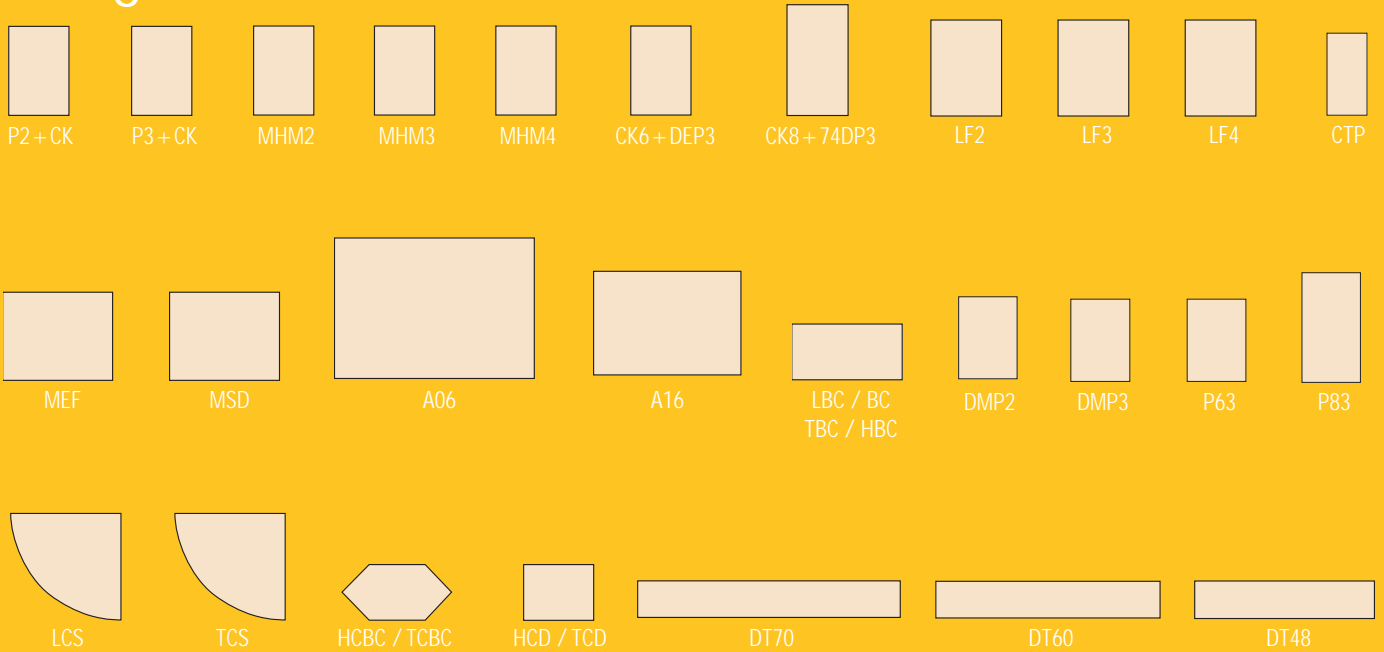


MEX8



MEX12

storage



construction

Steelwork

All legs manufactured in 40mm x 25mm x 1.2mm boxed section steel, (18 gauge). Legs are powder coated and finished in graphite grey ral (7012).

Desktops

M25 desks are supplied with top and back panel. All tops are manufactured from 25mm board and back panels from 18mm board. All MFC (Melamine Faced Chipboard) used, meets BS 476 PT7 class 1 surface spread of flame, as well as E1 European Formaldehyde Emission. Edging used is ABS woodgrain with a thickness of 3mm on 25mm tops.

Cable Management

Cable management can be found in all desks in the form of 2 x Radial (65mm) portholes, with the exception of 800mm desk (2508) which has one porthole.

Pedestals


Economy pedestals use the heavy duty Ferrari clamped roller runner, with a full wrap around drawer and hardboard base. Deluxe pedestals are fitted with metal 'Blum' drawer sides and back with solid 15mm drawer base. Our Blum drawer is tested to BS 4875 part 7, level 4 and has successfully completed 100,000 openings at 34 kilos. All pedestals have adjustable drawer fronts for perfect drawer alignment. All fully locking.

Desking Screens

All screens come complete with fixing brackets. Please refer to Dams Fabric Swatch for colour options.

finishes

Choice of five stock colours.



Beech

Maple

Oak

Cherry

Grey