


# maestro



A well-conceived design makes the investment of time and money worthwhile.

No business is absolutely standard. So why settle for the standard office?

Maestro offers the ultimate alternative: an environment created to suit your own style perfectly, exclusively - and remarkably cost-effectively.

Choose from Oak, Beech, Cherry or Greyfinishes in reassuringly strong, hard-wearing 18mm melamine, all with stylish, new 2mm edging.

Select from a wealth of modular combinations to fit the way you work, the way you think, the way you are.



## Index

introduction	Page 02
panel end	Page 04
h frame	Page 06
cantilever	Page 08
ergonomic	Page 10
wave	Page 14
desk & table configurations	Page 16
finishes	Page 17



# panel end

Solid. Substantial. Standing firmly for stylish good looks and practical good sense. That's the essence of the Maestro panel end design.

Each desk and table is supported by slim, solid panels, reinforcing the 18mm work surface's strength and ability to withstand the most demanding daily work conditions.



▲ An arrangement of two panel end desks using a 90° linking unit (M9R) and modesty panel (MMOD9).

## Main picture

Panel end desk:  
M6 / MSL

Fixed pedestal:  
1 x P2

Mobile pedestal:  
P3 / CK

Combination unit:  
TCOM



▲ FC4 / FC3 / FC2 filing cabinets

# h.frame

Maestro's built-in stylishness adds a contemporary note to the familiar 'H' Leg format. It turns a conventional form into an individual statement about you and your company. It turns a standard workspace into a customised business hub.



▲ M4 desk, P3 pedestal with return unit and tambour pedestal.



▲ Return unit showing tambour door closed.

**Main picture:**

Straight desk:  
M6/RL

Fixed pedestal:  
1 x P2  
1 x P3

Storage:  
2 x BC bookcases

Telephone Table:  
1 x TT





◀ Modular shelving system provides a variety of open shelf storage. There is a choice of units to create both straight and corner positioned configurations. The system is also designed to give maximum flexibility to reconfigure or add additional units as the need arises.



# cantilever

Maestro's 'C' Leg format is a framework for limitless possibilities. Sweeping cantilever supports. Left or right-hand fixed or mobile pedestals, easy to access cable ports, countless ways to mix and match for maximum effect - total flexibility is the key.



▲ Ergonomic desk, P2 pedestal and P63 deskend pedestal, sliding keyboard shelf (KS).

## Main picture

Cantilever desks:

1M7/CL

1M4/CL

Fixed pedestal:

1 x P2

Link:

1 x 90° link unit

1 x MMOD9

Sliding keyboard shelf:

1 x KS

Plan chest:

2 x A06 / 4 x AOPK

Radial boardroom table:

1 x M47

# ergonomic


The Maestro ergonomic range has many options. Left and right-hand modular units, desk-end extensions, angled table-top screens, open-front storage - combine them how you like. Create meeting points, conference facilities, single workstations, team bases.



▲ Desktop angled screen.



▲ Desktop wave screen.



## Main picture

Ergonomic desks:  
2 x MEWL15 / EWC  
2 x MEWR15 / EWC

Desk end pedestals:  
2 x DEP3

Meeting Table  
1 x MLMT / D Leg  
(Two D Legs recommended for stability)

Desktop screens:  
2 x A8  
2 x A8s



▲ MBT6 system boardroom table.



▲ MEWR15/EWC. Ergonomic desk.

# ergonomic



▲ Wave desk with P2/CK mobile pedestal.



▲ Wave desk with P3/CK mobile pedestal.

## Main picture

Ergonomic desks:  
2 x MEWL15 / EWC  
2 x MEWR15 / EWC

Desk end pedestals:  
2 x 74DP3

Meeting table:  
1 x RMT / DLeg

Desktop screens:  
2 x A8  
2 x A8S

# wave

Maestro's curved-front 'Wave' desks and asymmetric desktop screens bring revolutionary, dramatically streamlined style to the office.

Arrange desk and screens in a variety of formations to create joint workstations or to save space. Combine seductive curves with elegant, straight-line storage systems for a continuously interesting setting.



▲ Right and Left hand wave desking (MW4R and L) with screen (WS4) and two executive side filing cabinets (MEF).



## Main picture

Wave desks:

2 x MW4L/MWL

2 x MW4R/MWL

Fixed pedestal:

1 x P2

Desktop screens:

2 x WS7P

2 x WS4

Conference table:

1 x MLMT/DLeg

(2 DLegs required for extra stability)

Low storage:

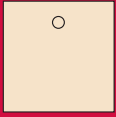
2 x MSD




▲ Telephone table. (TT)

# desk & table specifications

## straight desks



M3P



M4P

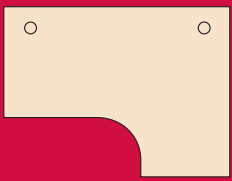


M6P

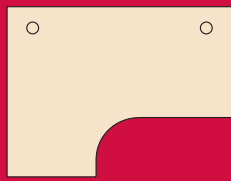


M7P


## ergonomic desks




MEWR15




MEWL15




MEWR18



MEWL18

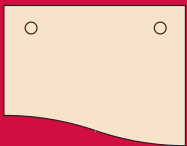


MEWR20

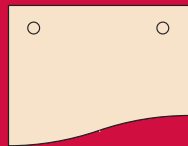


MEWL20

## wave desks



MW4R



MW4L



MW6R



MW6L


## meeting tables




RMT



MLMT



M47



M9S




M9R



## return units



## storage



## construction

### Steelwork

All legs manufactured in 60mm x 20mm x 1.5mm steel, (16 gauge). Legs are powder coated and finished in graphite grey ral (7012).

### Desktops

MAESTRO desks are supplied with top and back panel. All tops are manufactured from 18mm board and back panels from 18mm board. All MFC (Melamine Faced Chipboard) used, meets BS 476 PT7 class 1 surface spread of flame, as well as E1 European Formaldehyde Emission. Edging used is ABS woodgrain with a thickness of 1.5mm on 18mm tops.

### Cable Management

VDU tables and desks are fitted with or without neat and safe table-top access ports for electrical, computer and telephone cables.

### Pedestals

Pedestal use heavy duty ferrari clamped roller runners. Full wrap-around drawer and hard board base. All pedestals are fully locking.

### Desking Screens

All screens come complete with fixing brackets. Please refer to Dams Fabric Swatch for colour options.

## finishes

Choice of four stock colours.



Beech

Oak

Cherry

Grey